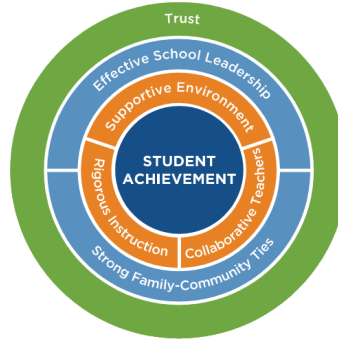


# Mott Haven Academy Charter School (84X394)

## Overall School Ratings



### Framework for Great Schools

Research shows that schools strong in the six areas are far more likely to improve student learning.



## School Info

### General Information

School website: [havenacademy.org](http://havenacademy.org)  
 Principal: Jessica Nauiokas/Briony Carr-Clemente  
 Grades served: PK,0K,01,02,03,04,05,06,SE  
 Enrollment: 362  
 Shared space: No  
 Admission methods:

### Student Demographics

Asian: 0%  
 Black: 28%  
 Hispanic: 69%  
 White: 0%  
 English language learners: 16%  
 Students with special needs: 25%

### Staff Experience

Years of principal experience at this school: N/A  
 Teachers with 3 or more years of experience: N/A

### Attendance

Student attendance: 93% (City: 93%)  
 Students chronically absent: 24% (City: 23%)  
 Teacher attendance: N/A

### Location



[170 Brown Place](#)  
[Bronx, NY 10454](#)  
 Phone: 718-292-7015

### Parents and Teachers Say...

**97%** of families say that their school offers a wide enough variety of courses, extracurricular activities, and services to keep their child interested in school  
 City: 89%

**100%** of families say that they are satisfied with the education their child has received this year  
 City: 95%

**100%** of teachers say that they recommend their school to families seeking a place for their child  
 City: 84%

# Student Achievement

## Overall Rating for Student Achievement

### Good



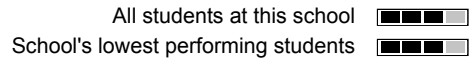
The **Student Achievement** rating looks at this school's State test results, including student growth and performance; how students performed in core courses; and how well students are prepared for middle school.

The overall section rating is a combination of many Student Achievement measures, including those presented here.

## Growth on State Tests

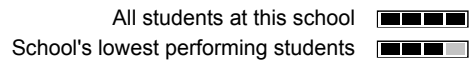
### English

How well did this school help students improve on their State English tests?



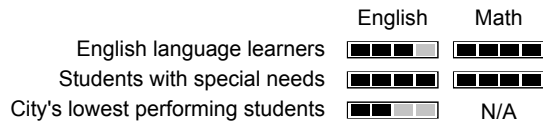
### Math

How well did this school help students improve on their State math tests?



### Closing the Achievement Gap

How well did this school help different groups of students improve on their State English and math tests?



## Passing Courses

### Next Level Readiness

**93%** pass rate by this school's former fifth graders in their sixth-grade classes in math, English, social studies, and science  
 Comparison Group: 96%  
 District 07: 91%  
 City: 95%

## Performance on State Tests

### English

**50%** met State standards on the State English test; the average score at this school was 2.9 out of 4.5  
 Comparison Group: 47%  
 District 07: 30%  
 City: 46%

### Math

**57%** met State standards on the State math test; the average score at this school was 3.1 out of 4.5  
 Comparison Group: 53%  
 District 07: 30%  
 City: 47%

### Improvement on State Tests

Over the past two years, how did fifth graders' State test scores compare to their scores from when they were in third grade?

#### English

Third-grade test scores	Fifth-grade test scores
Level 3 or 4	50% scored 3 or 4 (Comp Group: 56%)
Level 2	19% scored 3 or 4 (Comp Group: 16%)
Level 1	N/A scored 2, 3, or 4 (Comp Group: N/A)

#### Math

Third-grade test scores	Fifth-grade test scores
Level 3 or 4	56% scored 3 or 4 (Comp Group: 72%)
Level 2	21% scored 3 or 4 (Comp Group: 25%)
Level 1	N/A scored 2, 3, or 4 (Comp Group: N/A)

## Frequently Attended Middle Schools

Which middle schools did students from this school most frequently attend?

- 86% Mott Haven Academy Charter School
- 4% Hostos-Lincoln Academy Of Science
- 2% M.S. 180 Dr. Daniel Hale Williams
- 2% St. Hope Leadership Academy Charter School
- 2% American Dream Charter School

Mott Haven Academy Charter School (84X394)

## Rigorous Instruction

### Overall Rating for Rigorous Instruction

#### Excellent



The **Rigorous Instruction** rating looks at how well curriculum and instruction are designed to engage students, foster critical thinking skills, and are aligned to the Common Core.

This section rating combines results from the **Quality Review** and **NYC School Survey**.

#### Quality Review

Charter schools do not receive Quality Reviews. They are monitored and evaluated by authorizers. This school's authorizer is **New York City Department of Education - Chancellor**, and its [reports can be found on its website \(infohub.nyced.org/reports-and-policies/school-quality/charter-school-renewal-reports\)](http://infohub.nyced.org/reports-and-policies/school-quality/charter-school-renewal-reports).

#### School Survey

**88%** responded positively to questions about Rigorous Instruction  
District 07: 85%  
City: 83%

#### Selected Questions about Rigorous Instruction

**100%** of social studies/science/ELA teachers say that they had the resources to include opportunities for reading and writing experiences grounded in evidence from text, both literary and informational  
City: 93%

**100%** of math/science teachers say that they had the resources to develop students' conceptual understanding, procedural fluency, and their ability to apply math in context  
City: 93%

## Collaborative Teachers

### Overall Rating for Collaborative Teachers

#### Excellent



The **Collaborative Teachers** rating looks at how well teachers participate in opportunities to develop, grow, and contribute to the continuous improvement of the school community.

This section rating combines results from the **Quality Review** and **NYC School Survey**.

#### Quality Review

Charter schools do not receive Quality Reviews. They are monitored and evaluated by authorizers. This school's authorizer is **New York City Department of Education - Chancellor**, and its [reports can be found on its website \(infohub.nyced.org/reports-and-policies/school-quality/charter-school-renewal-reports\)](http://infohub.nyced.org/reports-and-policies/school-quality/charter-school-renewal-reports).

#### School Survey

**92%** responded positively to questions about Collaborative Teachers  
District 07: 87%  
City: 86%

#### Selected Questions about Collaborative Teachers

**98%** of teachers say that they design instructional programs (for example, lessons and units) together  
City: 92%

**89%** of teachers say that they had opportunities to work productively with colleagues at their school on professional development  
City: 88%

**94%** of teachers say that teachers feel responsible that all students learn  
City: 89%

#### Survey Response Rates

Teachers: 100% (54 surveys submitted)  
Parents: 81% (231 surveys submitted)

Find more survey questions in the [School Quality Guide \(tools.nycenet.edu/guide/2018/#dbn=84X394&report\\_type=EMS\)](http://tools.nycenet.edu/guide/2018/#dbn=84X394&report_type=EMS).

Mott Haven Academy Charter School (84X394)

## Supportive Environment

### Overall Rating for Supportive Environment

#### Excellent



The **Supportive Environment** rating looks at how well the school establishes a culture where students feel safe, challenged to grow, and supported to meet high expectations.

This section rating takes into account **Quality Review**, the **NYC School Survey**, and moving students with special needs to **less restrictive environments**, as well as chronic absenteeism.

#### Quality Review

Charter schools do not receive Quality Reviews. They are monitored and evaluated by authorizers. This school's authorizer is **New York City Department of Education - Chancellor**, and its [reports can be found on its website \(infohub.nyced.org/reports-and-policies/school-quality/charter-school-renewal-reports\)](http://infohub.nyced.org/reports-and-policies/school-quality/charter-school-renewal-reports).

#### Less Restrictive Environment

Movement of students with special needs to less restrictive environments



#### School Survey

**87%** responded positively to questions about Supportive Environment  
District 07: 81%  
City: 82%

#### Selected Questions about Supportive Environment

**100%** of pre-k through 5 teachers say that students are safe in the hallways, bathrooms, locker rooms, and cafeteria of their school  
City: 95%

**96%** of teachers say that adults at their school teach students how to advocate for themselves  
City: 85%

**97%** of pre-k through 5 teachers say that students feel it is important to come to school every day  
City: 88%

## Effective School Leadership

### Overall Rating for Effective School Leadership

#### Excellent



The **Effective School Leadership** rating looks at how well school leadership inspires the school community with a clear instructional vision and effectively distributes leadership to realize this vision.

This section rating combines results from the **Quality Review** and **NYC School Survey**.

#### Quality Review

Charter schools do not receive Quality Reviews. They are monitored and evaluated by authorizers. This school's authorizer is **New York City Department of Education - Chancellor**, and its [reports can be found on its website \(infohub.nyced.org/reports-and-policies/school-quality/charter-school-renewal-reports\)](http://infohub.nyced.org/reports-and-policies/school-quality/charter-school-renewal-reports).

#### School Survey

**95%** responded positively to questions about Effective School Leadership  
District 07: 90%  
City: 86%

#### Selected Questions about Effective School Leadership

**94%** of teachers say that the principal communicates a clear vision for this school  
City: 89%

**93%** of teachers say that curriculum, instruction, and learning materials are well coordinated across different grade levels  
City: 84%

**99%** of families feel that the principal works to create a sense of community in the school  
City: 95%

#### Survey Response Rates

Teachers: 100% (54 surveys submitted)  
Parents: 81% (231 surveys submitted)

Find more survey questions in the [School Quality Guide \(tools.nycenet.edu/guide/2018/#dbn=84X394&report\\_type=EMS\)](http://tools.nycenet.edu/guide/2018/#dbn=84X394&report_type=EMS).

Mott Haven Academy Charter School (84X394)

## Strong Family-Community Ties

### Overall Rating for Strong Family-Community Ties

#### Excellent



The **Strong Family-Community Ties** rating looks at how well the school forms effective partnerships with families and outside organizations to improve the school.

This section rating combines results from the **Quality Review** and **NYC School Survey**.

#### Quality Review

Charter schools do not receive Quality Reviews. They are monitored and evaluated by authorizers. This school's authorizer is **New York City Department of Education - Chancellor**, and its [reports can be found on its website \(infohub.nyced.org/reports-and-policies/school-quality/charter-school-renewal-reports\)](http://infohub.nyced.org/reports-and-policies/school-quality/charter-school-renewal-reports).

#### School Survey

**96%** responded positively to questions about Strong Family-Community Ties  
District 07: 92%  
City: 93%

#### Selected Questions about Strong Family-Community Ties

- 97%** of families say that school staff regularly communicate with them about how families can help their child learn  
City: 93%
- 95%** of families say that they have communicated with their child's teacher about their child's performance  
City: 93%
- 98%** of teachers say that teachers at this school work closely with families to meet students' needs  
City: 97%

## Trust

### Overall Rating for Trust

#### Excellent



The **Trust** rating looks at whether relationships between school leaders, teachers, students, and families are based on trust and respect.

The overall section rating is based on **NYC School Survey** responses.

#### School Survey

**97%** responded positively to questions about Trust  
District 07: 92%  
City: 90%

#### Selected Questions about Trust

- 94%** of teachers say that they trust the principal  
City: 81%
- 91%** of teachers say that they trust each other  
City: 84%
- 99%** of families say that school staff work hard to build trusting relationships with families like them  
City: 94%

#### Survey Response Rates

Teachers: 100% (54 surveys submitted)  
Parents: 81% (231 surveys submitted)

Find more survey questions in the [School Quality Guide \(tools.nycenet.edu/guide/2018/#dbn=84X394&report\\_type=EMS\)](http://tools.nycenet.edu/guide/2018/#dbn=84X394&report_type=EMS).

### Looking for more?

- Find the full set of survey questions and responses in the [School Quality Guide \(tools.nycenet.edu/guide/2018/#dbn=84X394&report\\_type=EMS\)](http://tools.nycenet.edu/guide/2018/#dbn=84X394&report_type=EMS). Also check the Guide for more about school demographics and student achievement.
- Charter schools do not receive Quality Reviews.
- [Kindergarten Directories \(schools.nyc.gov/enrollment/enroll-grade-by-grade/kindergarten\)](http://schools.nyc.gov/enrollment/enroll-grade-by-grade/kindergarten) provide admissions information.
- Multi-year performance data is available on the [School Performance Dashboard \(tools.nycenet.edu/dashboard/#dbn=84X394&report\\_type=EMS\)](http://tools.nycenet.edu/dashboard/#dbn=84X394&report_type=EMS).