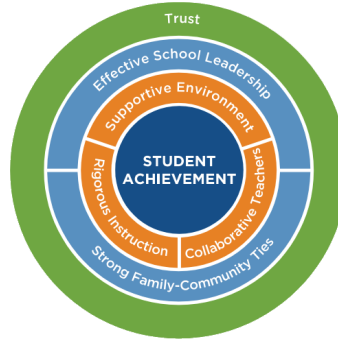


Mott Haven Academy Charter School (84X394)

Overall School Ratings



Framework for Great Schools

Research shows that schools strong in the six areas are far more likely to improve student learning.



School Info

General Information

School website: havenacademy.org
 Principal: Jessica Nauiokas/Briony Carr-Clemente
 Grades served: PK,0K,01,02,03,04,05,06,07,SE
 Enrollment: 415
 Shared space: No
 Elementary school admissions methods: N/A
 Middle school admissions methods: N/A

Location



[170 Brown Place
Bronx, NY 10454](http://170BrownPlaceBronx.NY.10454)
 Phone: 718-292-7015

Student Demographics

Asian: 0%
 Black: 28%
 Hispanic or Latinx: 70%
 White: 0%
 English language learners: 13%
 Students with special needs: 23%

Activities and Sports

90% of students say that this school offers a wide enough variety of programs, classes, and activities to keep them interested in school
 City: 76%

Staff Experience

Years of principal experience at this school: N/A
 Teachers with three or more years of experience: N/A

Extracurricular Activities

N/A

Attendance

Student attendance: 94% (City: 93%)
 Students chronically absent: 23% (City: 21%)
 Teacher attendance: N/A

CHAMPS Sports

Boys: N/A
 Girls: N/A
 Co-Ed: N/A

School Overview

N/A

Student Achievement

Overall Rating for Student Achievement

Good



The **Student Achievement** rating looks at this school's State test results, including student growth and performance; how students performed in core courses; and how well students are prepared for high school.

The overall section rating is a combination of many Student Achievement measures, including those presented here.


English

Performance on State Tests

46% of students at this school met State standards on the State English test; the average score was 2.8 out of 4.5
 Comparison Group*: 49%
 District 07: 31%
 City: 47%

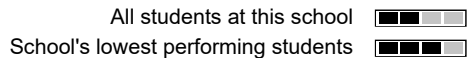
Performance on State Tests by Subgroups

What percentage of different groups of students met State standards (scored a 3 or 4) on the State English test?
 (number of students in subgroup is in parentheses)



Growth on State Tests

How well did this school help students improve on their State English tests?



Over the past two years, how did eighth graders' State test scores compare to their scores from when they were in fifth grade?

Fifth-grade test scores	Eighth-grade test scores
Level 3 or 4	N/A scored 3 or 4 (Comp Group*: N/A)
Level 2	N/A scored 3 or 4 (Comp Group*: N/A)
Level 1	N/A scored 2, 3, or 4 (Comp Group*: N/A)


Math

Performance on State Tests

51% of students at this school met State standards on the State math test; the average score was 3.0 out of 4.5
 Comparison Group*: 55%
 District 07: 26%
 City: 46%

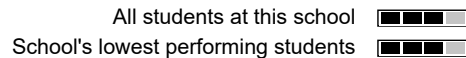
Performance on State Tests by Subgroups

What percentage of different groups of students met State standards (scored a 3 or 4) on the State math test?
 (number of students in subgroup is in parentheses)



Growth on State Tests

How well did this school help students improve on their State math tests?



Over the past two years, how did eighth graders' State test scores compare to their scores from when they were in fifth grade?

Fifth-grade test scores	Eighth-grade test scores
Level 3 or 4	N/A scored 3 or 4 (Comp Group*: N/A)
Level 2	N/A scored 3 or 4 (Comp Group*: N/A)
Level 1	N/A scored 2, 3, or 4 (Comp Group*: N/A)

Passing Courses

Core Courses

100% pass rate by this school's students in their math, English, social studies, and science classes
 Comparison Group*: 94%
 District 07: 86%
 City: 90%

Next Level Readiness

N/A of this school's former eighth graders earned enough high school credit in ninth grade to be on track for graduation
 Comparison Group*: N/A
 District 07: 90%
 City: 89%

Frequently Attended High Schools

Which high schools did students from this school most frequently attend?

N/A

Mott Haven Academy Charter School (84X394)

Rigorous Instruction

Overall Rating for Rigorous Instruction

Good



The **Rigorous Instruction** rating looks at how well curriculum and instruction are designed to engage students, foster critical thinking skills, and are aligned to the Common Core.

This section rating combines the results from the [Quality Review Report \(PDF\)](#) and the NYC School Survey (available in the [School Quality Guide](#)).

Quality Review

Charter schools do not receive Quality Reviews. They are monitored and evaluated by authorizers. This school's authorizer is **New York City Department of Education - Chancellor**, and its [reports can be found on its website \(infohub.nyced.org/reports-and-policies/school-quality/charter-school-renewal-reports\)](#).

School Survey

81% responded positively to questions about Rigorous Instruction
District 07: 82%
City: 80%

Selected Questions about Rigorous Instruction

- 65%** of students say that they learn a lot from feedback on their work
City: 69%
- 81%** of students know what their teacher wants them to learn in class
City: 85%
- 69%** of teachers say that students build on each other's ideas during class discussion
City: 67%

Collaborative Teachers

Overall Rating for Collaborative Teachers

Good



The **Collaborative Teachers** rating looks at how well teachers participate in opportunities to develop, grow, and contribute to the continuous improvement of the school community.

This section rating combines the results from the [Quality Review Report \(PDF\)](#) and the NYC School Survey (available in the [School Quality Guide](#)).

Quality Review

Charter schools do not receive Quality Reviews. They are monitored and evaluated by authorizers. This school's authorizer is **New York City Department of Education - Chancellor**, and its [reports can be found on its website \(infohub.nyced.org/reports-and-policies/school-quality/charter-school-renewal-reports\)](#).

School Survey

83% responded positively to questions about Collaborative Teachers
District 07: 82%
City: 81%

Selected Questions about Collaborative Teachers

- 90%** of teachers say that they design instructional programs (for example, lessons and units) together
City: 85%
- 85%** of teachers say that they had opportunities to work productively with colleagues at their school on professional development
City: 85%
- 85%** of teachers say that teachers feel responsible that all students learn
City: 86%

Survey Response Rates

Teachers: 93% (40 surveys submitted)
Parents: 90% (271 surveys submitted)
Students: 100% (105 surveys submitted)

Find more survey questions in the [School Quality Guide \(tools.nycenet.edu/guide/2019/#dbn=84X394&report_type=EMS\)](#).

Mott Haven Academy Charter School (84X394)

Supportive Environment

Overall Rating for Supportive Environment

Good



The **Supportive Environment** rating looks at how well the school establishes a culture where students feel safe, challenged to grow, and supported to meet high expectations.

This section rating combines the results from the [Quality Review Report \(PDF\)](#), the NYC School Survey (available in the [School Quality Guide](#)), and moving students with special needs to **less restrictive environments**, as well as chronic absenteeism.

Quality Review

Charter schools do not receive Quality Reviews. They are monitored and evaluated by authorizers. This school's authorizer is **New York City Department of Education - Chancellor**, and its [reports can be found on its website \(infohub.nyced.org/reports-and-policies/school-quality/charter-school-renewal-reports\)](#).

Less Restrictive Environment

Movement of students with special needs to less restrictive environments



School Survey

74% responded positively to questions about Supportive Environment
District 07: 77%
City: 72%

Selected Questions about Supportive Environment

94% of students feel safe in the hallways, bathrooms, locker rooms, and cafeteria
City: 84%

73% of students say that their teachers support them when they are upset
City: 54%

85% of middle school students say that their school provides guidance for the application process for high school
City: 90%

Effective School Leadership

Overall Rating for Effective School Leadership

Good



The **Effective School Leadership** rating looks at how well school leadership inspires the school community with a clear instructional vision and effectively distributes leadership to realize this vision.

This section rating combines the results from the [Quality Review Report \(PDF\)](#) and the NYC School Survey (available in the [School Quality Guide](#)).

Quality Review

Charter schools do not receive Quality Reviews. They are monitored and evaluated by authorizers. This school's authorizer is **New York City Department of Education - Chancellor**, and its [reports can be found on its website \(infohub.nyced.org/reports-and-policies/school-quality/charter-school-renewal-reports\)](#).

School Survey

89% responded positively to questions about Effective School Leadership
District 07: 85%
City: 83%

Selected Questions about Effective School Leadership

95% of teachers say that the principal communicates a clear vision for this school
City: 86%

77% of teachers say that curriculum, instruction, and learning materials are well coordinated across different grade levels
City: 81%

98% of families feel that the principal works to create a sense of community in the school
City: 93%

Survey Response Rates

Teachers: 93% (40 surveys submitted)
Parents: 90% (271 surveys submitted)
Students: 100% (105 surveys submitted)

Find more survey questions in the [School Quality Guide \(tools.nycenet.edu/guide/2019/#dbn=84X394&report_type=EMS\)](#).

Strong Family-Community Ties

Overall Rating for Strong Family-Community Ties

Excellent



The **Strong Family-Community Ties** rating looks at how well the school forms effective partnerships with families and outside organizations to improve the school.

This section rating combines the results from the [Quality Review Report \(PDF\)](#) and the NYC School Survey (available in the [School Quality Guide](#)).

Quality Review

Charter schools do not receive Quality Reviews. They are monitored and evaluated by authorizers. This school's authorizer is **New York City Department of Education - Chancellor**, and its [reports can be found on its website \(infohub.nyced.org/reports-and-policies/school-quality/charter-school-renewal-reports\)](#).

School Survey

98% responded positively to questions about Strong Family-Community Ties
District 07: 93%
City: 94%

Selected Questions about Strong Family-Community Ties

- 97%** of families say that school staff regularly communicate with them about how families can help their child learn
City: 91%
- 97%** of families say that they have communicated with their child's teacher about their child's performance
City: 93%
- 97%** of teachers say that teachers at this school work closely with families to meet students' needs
City: 95%

Trust

Overall Rating for Trust

Excellent



The **Trust** rating looks at whether relationships between school leaders, teachers, students, and families are based on trust and respect.

This section rating is based on the results of the NYC School Survey (available in the [School Quality Guide](#)).

School Survey

91% responded positively to questions about Trust
District 07: 89%
City: 87%

Selected Questions about Trust

- 88%** of teachers say that they trust the principal
City: 79%
- 85%** of teachers say that they trust each other
City: 82%
- 97%** of families say that school staff work hard to build trusting relationships with families like them
City: 93%
- 86%** of students say that their teachers treat them with respect
City: 87%

Survey Response Rates

Teachers: 93% (40 surveys submitted)
Parents: 90% (271 surveys submitted)
Students: 100% (105 surveys submitted)

Find more survey questions in the [School Quality Guide \(tools.nycenet.edu/guide/2019/#dbn=84X394&report_type=EMS\)](#).

Looking for more?

- Find the full set of survey questions and responses in the [School Quality Guide \(tools.nycenet.edu/guide/2019/#dbn=84X394&report_type=EMS\)](#). Also check the Guide for more about school demographics and student achievement.
- Charter schools do not receive Quality Reviews.
- Find [kindergarten admissions information \(schools.nyc.gov/enrollment/enroll-grade-by-grade/kindergarten\)](#).
- Multi-year performance data is available on the [School Performance Dashboard \(tools.nycenet.edu/dashboard/#dbn=84X394&report_type=EMS\)](#).

* The Comparison Group shows how similar students performed at other schools throughout the city. Read about [how the Comparison Group is calculated \(tools.nycenet.edu/resources/comp-group.html\)](#).