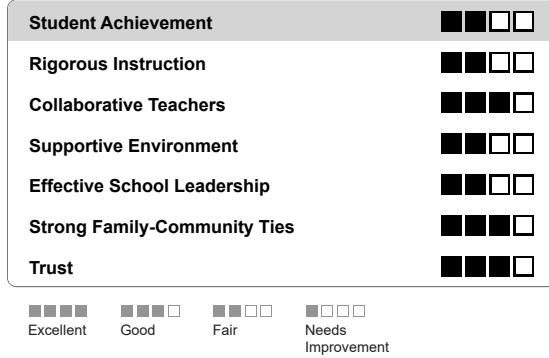


Mott Haven Charter School (84X394)

School Info

Overall School Ratings




Location



170 Brown Place
Bronx, NY 10454
Phone: 718-292-7015

Activities and Sports

What percentage of students say that this school offers a wide enough variety of programs, classes, and activities to keep them interested in school?



General Information

School website: havenacademy.org
Principal: Jessica Nauiokas/Michael Windram
Grades served: PK,0K,01,02,03,04,05,06,07,08,SE
Enrollment: 451
Shared space: No
Kindergarten admissions methods: N/A
Middle school admissions methods: N/A

Student Demographics

Asian: <1%
Black: 25%
Hispanic or Latinx: 71%
Native American: <1%
Native Hawaiian/Pacific Islander: <1%
White: 1%
English language learners: 15%
Students with IEPs: 28%
Female: 50%
Male: 50%
Neither female nor male: 0%

Teacher Demographics

Asian: N/A (fewer than 5 teachers)
Black: 27%
Hispanic or Latinx: 25%
Native American: 0%
Native Hawaiian/Pacific Islander: N/A (fewer than 5 teachers)
White: 38%

Staff Experience

Years of experience as principal at this school: 20
Teachers with three or more years of experience: 87%

School Overview

Haven Academy is redefining school by intentionally designing spaces and programs to meet the academic and social-emotional needs of all children, with a focus on those impacted by the child welfare system. United with our scholars and their families, we aim to dismantle systemic barriers to success through comprehensive support services, responsive curriculum, predictability, and an emphasis on voice and choice. We lead with empathy and forge deep relationships to build a better future in service of our resilient, resourceful, and independent scholars.

Frequently Attended High Schools

Which high schools did students from this school most frequently attend?

- 8% South Bronx Community Charter High School
- 6% Democracy Preparatory Harlem Charter School
- 4% Urban Assembly Academy Of Government And Law, The
- 4% South Bronx Preparatory: A College Board School
- 4% Bronx Legacy High School

Extracurricular Activities

band;dance;chess;arts

CHAMPS Sports

Boys: boys basketball; boys soccer
Girls: girls basketball; girls soccer
Co-Ed: N/A

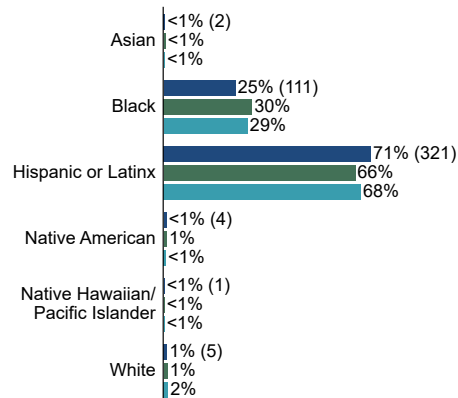
Programs and State Designation

NYSED "Local Support and Improvement"

Surrounding Demographics

(Number of students in subgroup is in parentheses)

■ Percent of students enrolled at this school
■ Percent of students enrolled in District 07 elementary and middle schools
■ Percent of grade K-8 public school students living within 0.8 miles



Student Achievement

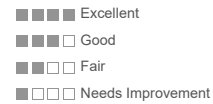
Overall Rating for Student Achievement

Fair



The **Student Achievement** rating looks at this school's State test results, including student growth and performance; how students performed in core courses; and how well students are prepared for high school.

The overall section rating is a combination of many Student Achievement measures, including those presented here.




English

Performance on State Tests

40% of students at this school met State standards on the State English test; the average score was 2.7 out of 4.5
Comparison Group*: 46%; District 07: 32%; City: 52%

Performance on State Tests by Subgroups

What percentage of different groups of students met State standards (scored a 3 or 4) on the State English test?
(Total number of test takers in the subgroup is in parentheses)



Growth on State Tests

How well did this school help students improve on their State English tests?

All students at this school
School's lowest performing students

Over the past two years, how did each eighth grade students' State test scores compare to their own scores from when they were in fifth grade?

Fifth-grade test scores	Eighth-grade test scores
Level 3 or 4	N/A scored 3 or 4
Level 2	N/A scored 3 or 4
Level 1	N/A scored 2, 3, or 4


Math

Performance on State Tests

39% of students at this school met State standards on the State math test; the average score was 2.7 out of 4.5
Comparison Group*: 62%; District 07: 30%; City: 50%

Performance on State Tests by Subgroups

What percentage of different groups of students met State standards (scored a 3 or 4) on the State math test?
(Total number of test takers in the subgroup is in parentheses)



Growth on State Tests

How well did this school help students improve on their State math tests?

All students at this school
School's lowest performing students

Over the past two years, how did each eighth grade students' State test scores compare to their own scores from when they were in fifth grade?

Fifth-grade test scores	Eighth-grade test scores
Level 3 or 4	N/A scored 3 or 4
Level 2	N/A scored 3 or 4
Level 1	N/A scored 2, 3, or 4

Passing Courses

Core Courses

100% pass rate by this school's students in their math, English, social studies, and science classes
Comparison Group*: 65%; District 07: 87%; City: 92%

Next Level Readiness

74% of this school's former eighth graders earned enough high school credit in ninth grade to be on track for graduation
Comparison Group*: 76%; District 07: 87%; City: 91%


Rigorous Instruction

Overall Rating for Rigorous Instruction

Fair The **Rigorous Instruction** rating looks at how well curriculum and instruction are designed to engage students, foster critical thinking skills, and are aligned to New York State's learning standards.



This section rating is based on the results of the [NYC School Survey](#).



Quality Review

Charter schools do not receive Quality Reviews from New York City. Instead, they are monitored and evaluated by authorizers. This school's authorizer is **New York City Public Schools - Chancellor**. [Charter school reports produced by the authorizer are available at its website. \(infohub.nyced.org/reports-and-policies/school-quality/charter-school-renewal-reports\)](#)


School Survey

70% responded positively to questions about Rigorous Instruction


District 07: 75%; City: 76%

Selected Questions about Rigorous Instruction

What percentage of students say that they learn a lot from feedback on their work?



What percentage of students say that their teachers make learning expectations clear?



What percentage of teachers say that students build on each other's ideas during class discussions?



Survey Response Rates

Families (not including Pre-K): 33% (146 surveys submitted)

Teachers: 95% (39 surveys submitted)

Students: 91% (138 surveys submitted)

[View responses to all of the NYC survey questions \(secure.panoramaed.com/nycdoe/understand/19051692/summary?auth_token=NeMqBRG7xyKtyeqmK_Nd&project_id=21711\)](#)

Collaborative Teachers

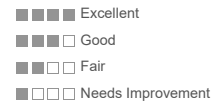
Overall Rating for Collaborative Teachers

Good



The **Collaborative Teachers** rating looks at how well teachers participate in opportunities to develop, grow, and contribute to the continuous improvement of the school community.

This section rating is based on the results of the [NYC School Survey](#).



Quality Review

Charter schools do not receive Quality Reviews from New York City. Instead, they are monitored and evaluated by authorizers. This school's authorizer is **New York City Public Schools - Chancellor**. [Charter school reports produced by the authorizer are available at its website. \(infohub.nyced.org/reports-and-policies/school-quality/charter-school-renewal-reports\)](#)

School Survey

76% responded positively to questions about Collaborative Teachers
District 07: 81%; City: 82%

Selected Questions about Collaborative Teachers

What percentage of teachers say that they design instructional programs (for example, lessons and units) together?



What percentage of teachers say that their professional development experiences this year have included enough time to think carefully about, try, and evaluate new ideas?



What percentage of teachers say that teachers feel responsible that all students learn?



Survey Response Rates

Families (not including Pre-K): 33% (146 surveys submitted)
Teachers: 95% (39 surveys submitted)
Students: 91% (138 surveys submitted)

[View responses to all of the NYC survey questions \(secure.panoramaed.com/nycdoe/understand/19051692/summary?auth_token=NeMqBRG7xyKtyeqmK_Nd&project_id=21711\)](#)

Supportive Environment


Overall Rating for Supportive Environment

Fair



The **Supportive Environment** rating looks at how well the school establishes a culture where students feel safe, challenged to grow, and supported to meet high expectations.

This section rating combines the results from the [NYC School Survey](#) with moving students with special needs to **less restrictive environments** and chronic absenteeism.



Quality Review

Charter schools do not receive Quality Reviews from New York City. Instead, they are monitored and evaluated by authorizers. This school's authorizer is **New York City Public Schools - Chancellor**. [Charter school reports produced by the authorizer are available at its website. \(infohub.nyced.org/reports-and-policies/school-quality/charter-school-renewal-reports\)](#)

Attendance

Student attendance: 88%
 Students chronically absent: 46%
 Teacher attendance: 95%

Students with Individualized Education Programs (IEPs)

Movement of students with special needs to less restrictive environments



What percentage of students with IEPs received their recommended special education programs?

N/A received in full (City: 91%)
 N/A received in part (City: 8%)
 N/A did not receive (City: 2%)

What percentage of students with IEPs received their recommended related services (such as counseling or speech, occupational or physical therapy)?


N/A received in full (City: 95%)
 N/A received in part (City: <1%)
 N/A did not receive (City: 5%)

School Survey


64% responded positively to questions about Supportive Environment
 District 07: 71%; City: 71%

Selected Questions about Supportive Environment


What percentage of students feel safe in the hallways, bathrooms, locker rooms, and cafeteria?



What percentage of students say that their teachers support them when they are upset?




What percentage of middle school students say that their school provides them with guidance on the high school application process?




Selected Questions about Social-Emotional Well-Being

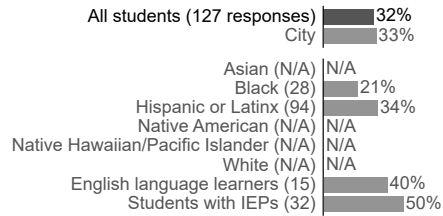
What percentage of families say that their school will make them aware if there are any concerns about their child's social or emotional well-being?*



What percentage of students say that they are presented with positive representations of people from a variety of races, ethnicities, cultures and backgrounds in their classes or studies?*



What percentage of students say they did not feel stressed out when learning during this school year?



Survey Response Rates

Families (not including Pre-K): 33% (146 surveys submitted)

Teachers: 95% (39 surveys submitted)

Students: 91% (138 surveys submitted)

[View responses to all of the NYC survey questions \(secure.panoramaed.com/nycdoe/understand/19051692/summary?auth_token=NeMqBRG7xyKtyeqmK_Nd&project_id=21711\)](https://secure.panoramaed.com/nycdoe/understand/19051692/summary?auth_token=NeMqBRG7xyKtyeqmK_Nd&project_id=21711)

Effective School Leadership


Overall Rating for Effective School Leadership

Fair



The **Effective School Leadership** rating looks at how well school leadership inspires the school community with a clear instructional vision and effectively distributes leadership to realize this vision.

This section rating is based on the results of the [NYC School Survey](#).



Quality Review

Charter schools do not receive Quality Reviews from New York City. Instead, they are monitored and evaluated by authorizers. This school's authorizer is **New York City Public Schools - Chancellor**. [Charter school reports produced by the authorizer are available at its website. \(infohub.nyced.org/reports-and-policies/school-quality/charter-school-renewal-reports\)](#)

School Survey

73% responded positively to questions about Effective School Leadership

District 07: 81%; City: 80%

Selected Questions about Effective School Leadership

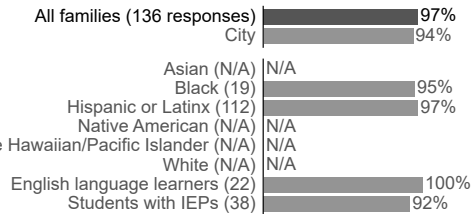
What percentage of teachers say that it is clear how all of the programs offered are connected to their school's instructional vision?



What percentage of teachers say that at their school curriculum, instruction, and learning materials are well coordinated across different grade levels?



What percentage of families feel that the principal works to create a sense of community in the school?



Survey Response Rates

Families (not including Pre-K): 33% (146 surveys submitted)

Teachers: 95% (39 surveys submitted)

Students: 91% (138 surveys submitted)

[View responses to all of the NYC survey questions \(secure.panoramaed.com/nycdoe/understand/19051692/summary?auth_token=NeMqBRG7xyKtyeqmK_Nd&project_id=21711\)](#)


Strong Family-Community Ties

Overall Rating for Strong Family-Community Ties

Good The **Strong Family-Community Ties** rating looks at how well the school forms effective partnerships with families and outside organizations to improve the school.



This section rating is based on the results of the [NYC School Survey](#).



Quality Review

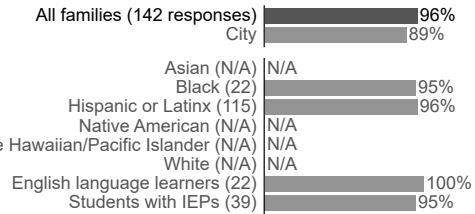
Charter schools do not receive Quality Reviews from New York City. Instead, they are monitored and evaluated by authorizers. This school's authorizer is **New York City Public Schools - Chancellor**. [Charter school reports produced by the authorizer are available at its website. \(infohub.nyced.org/reports-and-policies/school-quality/charter-school-renewal-reports\)](#)

School Survey


93% responded positively to questions about Strong Family-Community Ties
District 07: 92%; City: 93%

Selected Questions about Strong Family-Community Ties

What percentage of families say that school staff regularly communicate with them about how families can help their child learn?



What percentage of families say that they have communicated with their child's teacher about their child's performance?



What percentage of teachers say that teachers at their school work closely with families to meet students' needs?



Survey Response Rates

Families (not including Pre-K): 33% (146 surveys submitted)
Teachers: 95% (39 surveys submitted)
Students: 91% (138 surveys submitted)

[View responses to all of the NYC survey questions \(secure.panoramaed.com/nycdoe/understand/19051692/summary?auth_token=NeMqBRG7xyKtyeqmK_Nd&project_id=21711\)](#)


Trust

Overall Rating for Trust

Good The **Trust** rating looks at whether relationships between school leaders, teachers, students, and families are based on trust and respect.



This section rating is based on the results of the [NYC School Survey](#).



School Survey

78% responded positively to questions about Trust
District 07: 85%; City: 83%

Selected Questions about Trust

What percentage of teachers say that they trust the principal (to do what they say that they will do)?



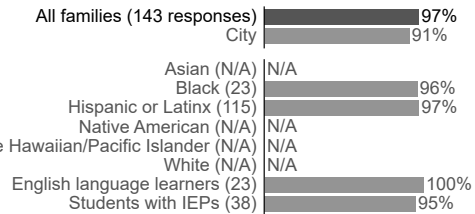
What percentage of teachers say that they trust each other?




School Survey (continued)

Selected Questions about Trust

What percentage of families say that school staff work hard to build trusting relationships with families like them?



What percentage of students say that their teachers treat them with respect?



Survey Response Rates

Families (not including Pre-K): 33% (146 surveys submitted)
Teachers: 95% (39 surveys submitted)
Students: 91% (138 surveys submitted)

[View responses to all of the NYC survey questions \(secure.panoramaed.com/nycdoe/understand/19051692/summary?auth_token=NeMqBRG7xyKtyeqmK_Nd&project_id=21711\)](#)

Looking for more?

- Read about [equity, diversity, and inclusion \(tools.nycenet.edu/resources/2023-equity.html\)](#) on the 2022-23 Snapshot
- [View responses to all of the NYC School Survey questions \(secure.panoramaed.com/nycdoe/understand/19051692/summary?auth_token=NeMqBRG7xyKtyeqmK_Nd&project_id=21711\)](#) for the 2022-23 school year
- Find multi-year data on the [School Performance Dashboard \(tools.nycenet.edu/dashboard/#dbn=84X394&report_type=EMS\)](#)
- Apply online through the [MySchools kindergarten directory \(www.myschools.nyc/en/schools/kindergarten/\)](#) or the [MySchools middle school directory \(www.myschools.nyc/en/schools/middle-school/\)](#)
- See details about how this school's ratings were calculated on the [School Quality Scoring Guide \(PDF\)](#). ([www.nycenet.edu/OA/SchoolReports/2022-23/84X394_School_Quality_Guide_2023_EMS.pdf](#))

Key:



* The Comparison Group shows how similar students performed at other schools throughout the city.

** Results from this survey question do not contribute to the overall rating of this section.